



Two Technologies for Flow Measurement.

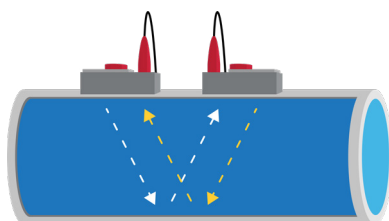
Doppler and Transit Time are two very popular types of flow meter for non-invasive measurement of flow in full pipes. We tend to confuse these technologies because they are both ultrasonic and both measure flow by using sensors clamped onto the outside of a pipe. In the real world, they work best in opposite applications. Success in your installation depends on understanding the differences and making the right choice.

Ultrasound is sound generated above the human hearing range - above 20 kHz. Both Doppler and Transit Time flowmeter technologies are called

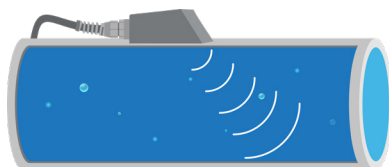
“ultrasonic” because they operate far above the frequencies or sound range that we can hear.

At the heart of each ultrasonic transducer is a piezo-electric crystal. They are glass disks about the size of a coin. These crystals are polarized and expand or pulse a minute amount when electrical energy is applied to the surface electrodes. As it pulses the transducer emits an ultrasonic beam approximately 5° wide at an angle designed to efficiently pass through a pipe wall. The returning echo (pressure pulse) impacts a second passive crystal and creates electrical energy. This is the received signal in a Doppler or Transit Time transducer.

So far, both these piezo-electric ultrasonic technologies seem much the same. No wonder the choice can be confusing. But now let's look at the differences.



Transit Time flowmeters must have a pair of transducers, each containing a piezo-electric crystal. One transducer transmits sound while the other acts as a receiver.



Doppler flowmeters manufactured by Pulsar Measurement (formerly Greyline Instruments) use a single-head sensor design allowing fast, simple mounting on the outside of pipes. The single-head transducer includes both transmit and receive piezo-electric crystals in the same housing.

Transit Time transducers typically operate in the 1-2 MHz frequencies. Higher frequency designs are normally used in smaller pipes and lower frequencies for large pipes up to several meters in diameter. So operators must select transducer pairs/frequencies according to the application. Doppler transducers usually operate at 640 kHz to 1 MHz frequencies and work on a wide range of pipe diameters.

As the name suggests, Transit Time flowmeters measure the time it takes for an ultrasonic signal transmitted from one sensor, to cross a pipe and be received by a second sensor.

Upstream and downstream time measurements are compared. With no flow, the transit time would be equal in both directions. With flow, sound will travel faster in the direction of flow and slower against the flow. Because the ultrasonic signal crosses the pipe to a receiving transducer, the fluid must not contain a significant concentration of bubbles or solids, otherwise the high-frequency sound will be attenuated and too weak to traverse the pipe.

The Doppler effect was first documented in 1842 by Christian Doppler, an Austrian physicist. We all hear daily examples of the Doppler effect. It is the distinct tone change from a passing train whistle or the exhaust from a race car. We hear this tone change, or Doppler effect, only because we are stationary and the sound transmitter - the train or the race car - is in motion. Doppler flowmeters use the principal that sound waves will be returned to a transmitter at an altered frequency if reflectors in the liquid are in motion. This frequency shift is in direct proportion to the velocity of the liquid. It is precisely measured by the instrument to calculate the flow rate. So the liquid must contain gas bubbles or solids for the Doppler measurement to work.

Two technologies, one decision:

Doppler flowmeters work best in dirty or aerated liquids like wastewater and slurries. Transit Time flowmeters work with clean liquids like water, oils, and chemicals. Contact Pulsar Measurement for specific advice and information on selecting and applying these technologies successfully in your application.


Featured Products



Greyline DFM 5.1



Greyline PDFM 5.1



Greyline TTFM 6.1



Greyline PTFM 1.0



INFO@PULSARMEASUREMENT.COM

Pulsar Measurement is a trading name of Pulsar Process Measurement, Ltd.

*Copyright © 2020 Pulsar Measurement
Registered Address: 1 Chamberlain Square CS, Birmingham B3 3AX
Registered No.: 3345604 England & Wales*

Delivering the Measure of Possibility

United States

11451 Belcher Road South
Largo, FL 33773

888-473-9546

Canada

16456 Sixsmith Drive
Long Sault, Ont. K0C 1P0

855-300-9151

United Kingdom

Cardinal Building, Enigma
Commercial Centre
Sandy's Road, Malvern WR14 1JJ
+44 (0) 1684 891371

Rev 1.0